

“You’ll appreciate the quality we build into every window!”



Frame

Fusion Welded Frame & Sash

Welding creates a seamless, continuous profile that eliminates potential air and water penetration through frame and sash corners.

Maintenance Free Solid uPVC Vinyl Profiles

The multi-chambered design provides structural strength as well as insulating air pockets which reduce heat and cold transfer.

Integral Lift Rail

Permits sashes to be operated with ease.

Large Interlock with Double Protection

Brings double weatherstrip sashes closer together and locks them air tight for another secure line of defense against the weather.

Built-in Water Management Systems

Carefully engineered independent drain allowing for quick water management to the exterior.



Integral Nail Fin Option

275NF and 375NF versions contain an integrated Nail Fin which is ideal for siding applications utilizing a standard siding J.



• **Commercial Glazing Technique** – Exterior glass stops combined with our glazing technique provide the ultimate defense with long lasting beauty.

• **High Performance Glass** – Choose Solar Gain Low E for free solar heat or Solar Shield Low E for reducing solar heat gain. Argon and Krypton Gas fillings will maximize heat savings! KeepSafe Glass is the laminate of choice for security, quiet and safety! E-Clean combines a solar-energized exterior glass coating that helps clean your window with our commercial quality Solar Shield Low E.

• **3/4" Overall Insulated Glass** – results in superior thermal performance.

• **Warm Edge Spacer Technology** – Only the best warm edge spacers will reduce perimeter condensation on an insulating glass unit, fight mold and increase the comfort of your home.

• **IGMA Approved** – Certification Numbers - Intercept #029912, TempSmart™ #2190-0200508G

Hardware



• **Weatherstrip For Results** – Schlegel Fin seal is the superb weather seal design that is ideal for sliders.

• **Insta Lock Shoes** – When you tilt your sash for cleaning, an immediate locking action from multi-directional shoe expansion break-points secures the sash in place.




• **Recessed Tilt Latches** – Your operating sash tilts in for easy cleaning from inside your home. Our recessed design maintains a clean and attractive sight line in your window.

• **Self Lubricating Spiral Balances** – are used in the Style 275 single hung to ensure effortless, smooth sash operation.

• **Screen** – Roll form aluminum half screen with fiberglass mesh fits snugly inside the frame

• **Cam Locks** – Heavy duty 180 degree locking cams pull your sashes tightly together for a great seal! Style 275 wider than 32" and Style 375 higher than 32" utilize two center locks.

• **Self-Sealing Drain Covers** – Built in flaps let water out and close tightly to resist air infiltration and insect penetration.



As we are constantly improving our products, specifications may have changed from those herein. Please contact VWD regarding up-to-date specifications.

275/375NF Frame with Nailfin



Windows for life!



Woodbridge, Ontario L4L 8A8 • www.vinylwindowdesigns.com



Window Ratings

CAN/CSA A440: A2, B2, C2, F2

Energy Rating of +24*

NFRC Certified • ENERGY STAR Certified

* Tested with Low E Argon Gas and a warm edge spacer.



Size Limitations:

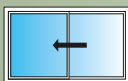
SINGLE HUNG	SINGLE SLIDER VENT SLIDER	DOUBLE END
Style 275/275NF	Style 375/375NF	Style 375EV/375EVNF
Width: Min. 16 1/2" Max. 42"	Width: Min. 30" Max. 72"	Width: Min. 54" Max. 96"
Height: Min. 27 1/2" Max. 80"	Height: Min 12" Max 48"	Height: Min. 12" Max 48"

Available Styles & Contours


Style 275/275NF



Style 275/375NF



Style 375EV/375VNF




Optional internal grills for beauty and distinction.

Authorized Distributor

CLIMATE Shield™ PLUS

VWD Vinyl Window
Designs Ltd.™

Series 275/375 Hung /Slider



Windows for Life™